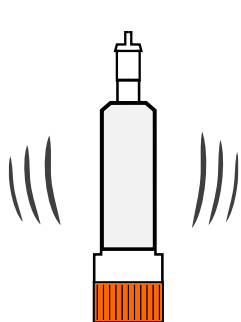
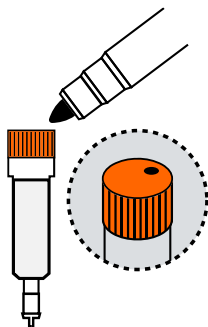


# GenomEra® SARS-CoV-2 2.0 Quick Guide

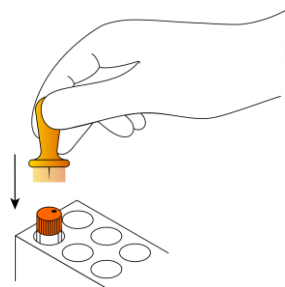
## Column preparation



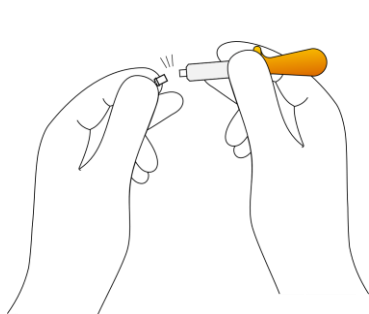
1. Bring the Extraction Column to room temperature at least 1 hour before use. Vortex the column upside down or mix the column by tapping before use.



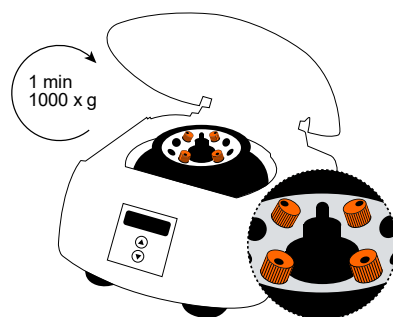
2. Make a small marking to the cap of the Extraction Column to ensure correct positioning of the column in the centrifuge.



3. Place the column into a Waste Tube. Punch a hole through the cap of the column by pushing the cap puncher all the way down while keeping the tube in a rack.

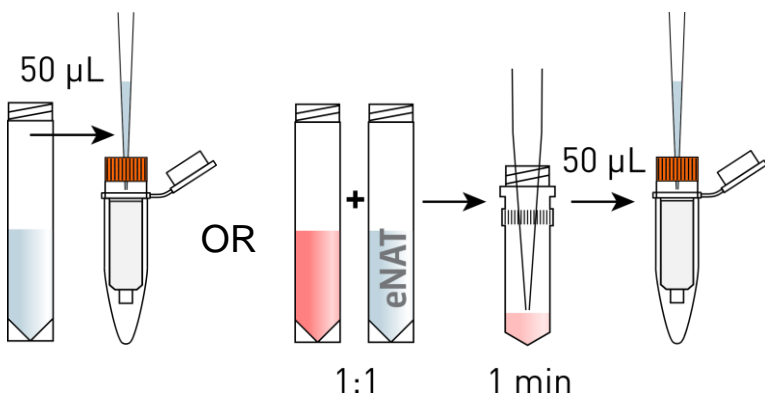


4. Break off the bottom closure of the Extraction Column. When breaking hold the column tightly. Place the Extraction Column into the Waste Tube and detach the cap puncher by turning it back and forth a little while lifting. (Note: If cap puncher is not used, loosen the cap ½ turn.)



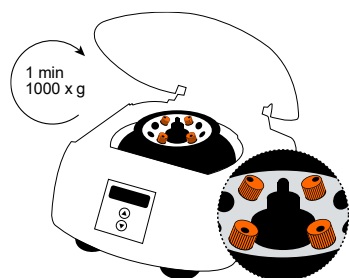
5. Place the columns into the centrifuge with markings facing the outer rim of the rotor. Centrifuge for 1 minute at 1000 x g to remove storage buffer. Discard the Waste Tube and place the Extraction Column into the Sample Elution Tube. Note: Pre-prepared Extraction Columns can be stored in an upright position at RT for up to 8 hours or at +2 - +8°C for up to 5 days.

## Sample preparation

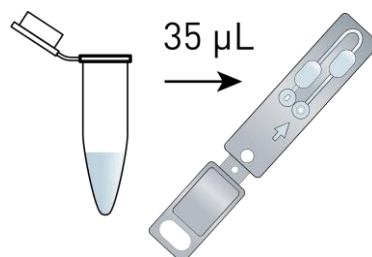


6. **Samples in eNAT:** Place the prepared Extraction Column into the Sample Elution Tube and pipette 50 µL of sample slowly and vertically onto the center of the column through the hole (or open the cap).

**Samples in other media:** Combine the sample and Copan eNAT 1:1, let stand for at least 1 minute and mix by pipetting or vortexing. Place the prepared Extraction Column into the Sample Elution Tube and pipette 50 µL of sample slowly and vertically onto the center of the column through the hole (or open the cap).



7. Place the columns into the centrifuge with markings facing the outer rim of the rotor. Centrifuge for 1 minute at 1000 x g to elute nucleic acid. (Note: if cap puncher was not used, loosen the cap ½ turn.)



8. Pipette 35 µL of the flow-through (viral RNA) to GenomEra Test Chip and start the assay.

